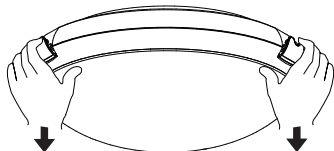
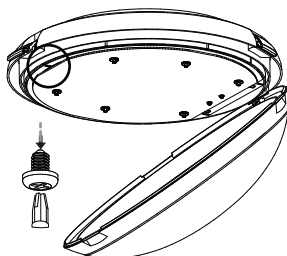


EV-PEARL-PRO-IP65

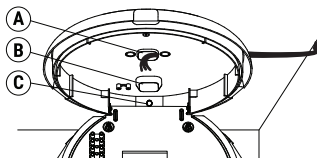
- 1** Disconnect mains supply before installing, servicing or maintaining the luminaire. Open the cover by releasing the three clasps.



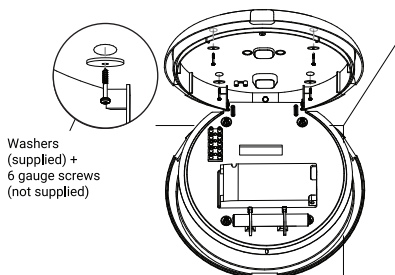
- 2** Release the screw holding the gear tray in place



- 3** Choose terminal cable entry point (A/B/C). Drill hole through base. Add weatherproof gland to hole. Feed cable through cable entry point



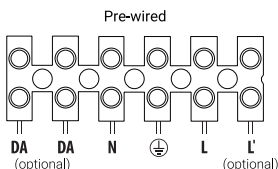
- 4** Fix to surface with suitable screws. Optional masonry anchors/raw plugs are supplied



Washers
(supplied) +
6 gauge screws
(not supplied)

WIRING

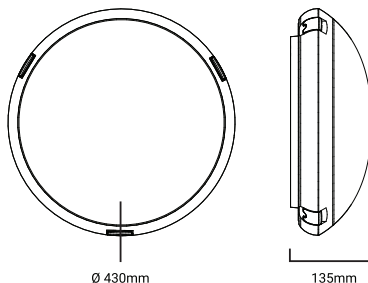
Terminate the cables into the terminal block ensuring the correct polarity is observed. Ensure all conductors are fully sleeved and insulated.



Notes:

- L' wiring is optional, see Standalone configuration table on next page
- DA (DALI) wiring is optional, only required when using a DALI control system

DIMENSIONS



ORDERING INFORMATION

SKU	Product code	Product number	Description
11961	EV-PEARL-PRO-IP65	9336462119617	Pearl Circular IP65 Professional Luminaire - SER II
11962	EV-PEARL-PRO-IP65-S	9336462119624	Pearl Circular IP65 Professional Luminaire with Sensor - SER II
11963	EV-PEARL-PRO-IP65-EM	9336462119631	Pearl Circular IP65 Professional Emergency Luminaire - SER II
11964	EV-PEARL-PRO-IP65-EM-S	9336462119648	Pearl Circular IP65 Professional Emergency Luminaire with Sensor - SER II

EV-PEARL-PRO-IP65

PROGRAMMING & DEFAULT STANDALONE CONFIGURATION

L' (optional) Controls LED output, when L' is active the LED is on, when L' is off the LED is off.

Standalone mode is automatically disabled after addressing either the ECD / ECG short address via DALI or setting the ECD operating mode to 0.

SPECIFICATIONS

Pearl Circular IP65 Professional Luminaire - SER II

Voltage	220-240 V~	Class	1	IP rating	IP65
Frequency	50/60 Hz	Control system	DALI-2	Mounting type	Surface Mount
Ambient temp.	0-40°C			Wiring	Terminal block



SAFETY WARNINGS

1. This product must only be installed by a suitably qualified person.
2. Before commencing installation turn off and isolate the electrical supply.
3. Supply voltages within product. Isolate supply voltages before opening or servicing.
4. There are no user serviceable parts. Do not attempt to service other parts as this will void the warranty
5. As the installer, it is your responsibility to ensure you comply to all relevant building and safety codes. Refer to application standards for the relevant rules.
6. The light source contained in this luminaire shall only be replaced by the manufacturer or his service agent or a similar qualified person.
7. Do not insulation test over 500vdc.
8. DALI is not SELV and as such should be treated as LV.

WARRANTY STATEMENT

Ektor products are distributed in Australia and New Zealand by Evolt Pty Ltd (Evolt). The Australian Consumer Law as well as other Australian laws guarantee certain conditions, warranties and undertakings, and give you other legal rights, in relation to the quality and fitness for purpose of Ektor products sold in Australia. In Australia, our goods come with guarantees that cannot be excluded under the Australian Consumer Law. You are entitled to a replacement or refund for a major failure and compensation for any other reasonably foreseeable loss or damage. You are also entitled to have the goods repaired or replaced if the goods fail to be of acceptable quality and the failure does not amount to a major failure. What constitutes a major failure is set out in the Australian Consumer Law. Nothing in this Warranty purports to modify or exclude the conditions, warranties and undertakings, and other legal rights, under the Australian Competition and Consumer Act and other Australian laws. Ektor products are warranted in Australia for a period of 3 years from the date of delivery of the product, provided that the products are properly stored, installed, used and maintained in accordance with the instructions contained within their manual. Products that have been altered in any way or used other than in accordance with their instructions are not covered by this warranty.

This warranty is not transferable and is valid only in the hands of the purchaser of the product. The warranty does not cover Ektor products other than those purchased from Evolt. Proof of purchase must be provided to Evolt with any warranty claim. Evolt recommends that the purchaser attaches their proof of purchase to their product manual. Evolt's total liability under this warranty is limited to the cost of repair or replacement of the faulty product. Evolt may satisfy its obligations under this warranty in full by repair or replacement of a faulty product. This warranty does not apply to consumable items such as lamps or batteries or other items that can be classified as consumable. For the avoidance of any doubt, any and all warranties or conditions which are not guaranteed under the Australian Competition and Consumer Act or the Australian Competition and Consumer Regulations 2010 and which are not expressly included in this Warranty as additional warranties or conditions are excluded. This Warranty does not cover loss or damage caused by wear and tear, misuse, incorrect installation or operation, failure to clean and maintain, incorrect voltage or non-authorised electrical connections, adverse external conditions (such as power surges and dips, acts of God, exposure to heat, corrosion, insect or vermin infestation), use of non-authorised or defective parts or globes, or to items that have been repaired other than by Evolt or a repairer approved by Evolt.

TECHNICAL SUPPORT AND TROUBLESHOOTING

For further assistance in using this product, consult your nearest wholesaler or Evolt Pty Limited