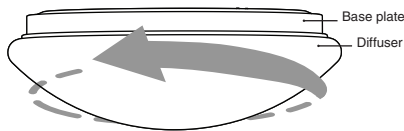


EV-3013-EM-LITE

Remove the product from the box and inspect it for any damage. If you believe the product to be damaged or otherwise unsound, **DO NOT** install the product. Please pack it back into its box and return to the place of purchase for replacement. If the product is satisfactory, proceed with the installation.

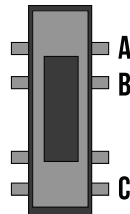
INSTALLATION AND MOUNTING

Read instructions and check you have all the tools and accessories to complete the installation correctly. Isolate the mains power supply before commencing installation.

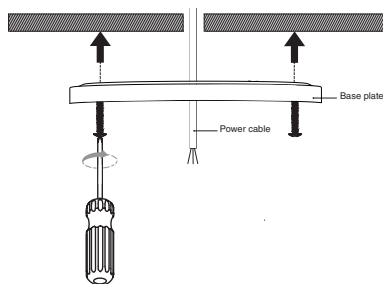


- ① Separate diffuser from base plate by twisting diffuser in an anti-clockwise direction.

COLOUR TEMP	
DAY LIGHT	A
WARM WHITE	B
COOL WHITE	C



- ② Set the desired temperature to warm white, cool white or daylight.

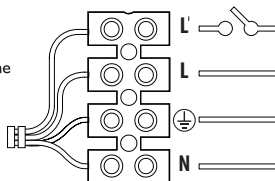


- ③ Securely fix base plate to mounting surface (ceiling/wall) using secure fixing methods, ensuring that centre hole in base plate aligns with mains power cable in. Fixing holes are provided on the base plate or new ones may be drilled to suit. Draw the mains power cable through the hole in the base plate in preparation for connection.

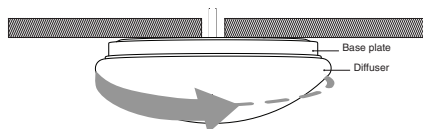
CLASS I WIRING DETAILS

Terminal block
Wiring schematic for the terminal block used with the Claymore Lite.

L¹ is the switched active line used to power the normal lighting.



- ④ Connect mains power cable to terminal block on base plate.



- ⑤ Reattach diffuser to base plate by twisting diffuser in a clockwise direction until secure. Your fitting is now ready for use.

This product may contain substances that can be hazardous to the environment if not disposed of properly. Electrical and electronic equipment should never be disposed of with general household waste but must be separated of it's correct treatment and recovery. Where possible recycle your packaging. Please keep these instructions safe for future reference.

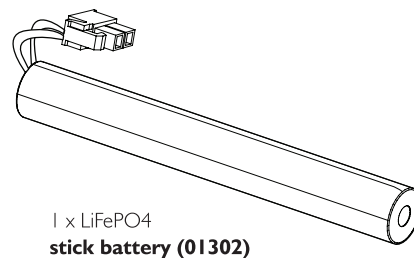
REPLACING THE BATTERY

Access battery by removing product cover. Disconnect and remove battery. Replace battery as was previously installed. Battery can be connected in one direction only, do not force. Allow a minimum of 24 hours charging time before carrying out any discharge tests as per the requirements in AS/NZS 2293.

BATTERY LIFE

To maintain the economic life of this product it is required that the battery be discharged and recharged at least once every 6 months

The battery life can be reduced if the battery is not discharged as per the requirements of AS/NZS 2293 or an equivalent standard. Increasing the number of duration tests above that as defined in AS/NZS 2293 or an equivalent standard can have a positive effect on the battery performance as long as 12 discharge cycles per year is not exceeded. The recharging device will operate normally after removal of short circuit fault.



SAFETY WARNINGS

1. THIS PRODUCT MUST ONLY BE INSTALLED BY A LICENSED ELECTRICIAN.
2. BEFORE COMMENCING INSTALLATION TURN OFF AND ISOLATE THE ELECTRICAL SUPPLY.
3. RISK OF ACCIDENTAL CONTACT WITH LIVE PARTS. DO NOT ENERGISE WITH PRODUCT OPEN OR DISASSEMBLED.
4. SUPPLY VOLTAGES WITHIN PRODUCT. ISOLATE SUPPLY VOLTAGES BEFORE OPENING OR SERVICING.
5. THIS LUMINAIRE IS NOT INTENDED FOR USE IN HIGH-RISK TASK AREA LIGHTING.
6. MAINS SUPPLY AND BATTERY CIRCUIT SEPARATED BY REINFORCED INSULATION.
7. THE ONLY USER SERVICEABLE / REPLACEABLE PART IS THE BATTERY PACK.
8. DO NOT ATTEMPT TO SERVICE OTHER PARTS OF THE FITTING AS THIS WILL VOID THE WARRANTY.
9. AS THE INSTALLER, IT IS YOUR RESPONSIBILITY TO ENSURE YOU COMPLY TO ALL RELEVANT BUILDING AND SAFETY CODES FOR EXAMPLE, THE BCA, AS3000. REFER TO APPLICATION STANDARDS FOR THE RELEVANT RULES.
10. DO NOT INSTALL THIS PRODUCT LESS THAN 2M ABOVE A FLOOR.
11. THE LIGHT SOURCE CONTAINED IN THIS LUMINAIRE SHALL ONLY BE REPLACED BY THE MANUFACTURER OR HIS SERVICE AGENT OR A SIMILAR QUALIFIED PERSON.

⚠ WARNING

The LED Emergency Luminaire is connected to an unswitched active during normal operating conditions. When disconnected from the mains supply, the Pearl Circular Basic is powered by a LifePO4 battery operated inverter. Due to this, care should be taken when replacing the battery.

Compliance Standards

AS/NZS 60598.1
AS/NZS 2293.3

AS/NZS 60598.2.22
AS CISPR 15



DIMENSIONS

Emergency Class C0: C63 C90: C63 (2Hr) **IP Rating** IP20

Voltage 220-240 V

Frequency 50Hz

Ambient Temp. 5°C-40°C

Class. I

Wiring Terminal Block

Duration 120 min

Mounting Type Surface Mounted

Lumen Output

Warm White 1865lm (3000K)

Cool White 2100lm (4000K)

Day Light 1925lm (5000K)

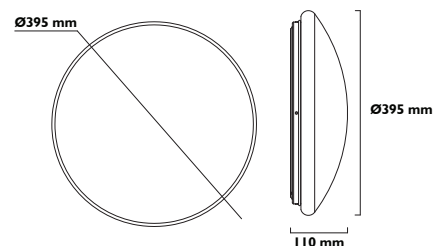
Battery Code 01302

Battery Type LiFePO4

Battery Voltage 6.4V 1500mAh

Charging Time 16 hours

Charger Type CC CV Smart Charger



TOTAL POWER CONSUMPTION (TPC)

MODEL	LED WATTAGE	MAINTAINED (LAMP ON)		NON-MAINTAINED (LAMP OFF)	
		Avg.	Max.	Avg.	Max.
EV-3012-EM-LITE (I 1050)	26W	28W	30.91W	0.7W	3.6W

ORDERING INFORMATION

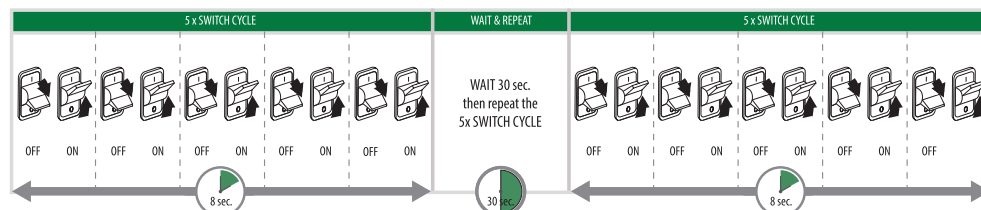
SKU	DESCRIPTION	PRODUCT NUMBER	CARTON QTY.	WEIGHT. (NET/GROSS)
I 1050	26W 395mm Opal acrylic LED Oyster emergency	9336462 I 10508	4	5.16 / 9.54kg

SPACING TABLE (DISTANCE BETWEEN FITTINGS)

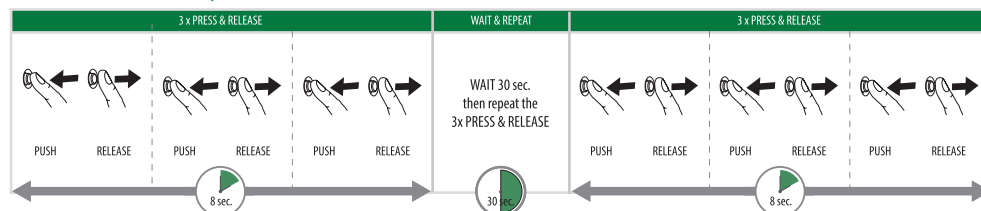
LUX	CLASSIFICATION	MOUNTING HEIGHT (M)															
		2.1	2.4	2.7	3	3.3	3.6	4	4.5	5	6	7	8	9	10	15	20
0.2	C63	11.5	13.2	14.8	16.5	18.1	19.8	22.0	24.5	25.2	26.4	27.3	28.0	28.5	28.8	27.9	

SELF TEST COMMISSIONING

Method 1 - Circuit breaker cycle



Method 2 - Test switch cycle



Self-Test result indicators

INDICATOR	DESCRIPTION
YELLOW 2 sec. ON/ 2 sec. OFF	DEVICE IS PERFORMING A DURATION TEST
YELLOW 4 sec. ON/ 1 sec. OFF	LAST DURATION TEST PASSED. THE DURATION WAS MET WHEN LAST RUN AND TEST RAN LESS THAN FIVE DAYS AGO
YELLOW 0.5 sec. ON/ 0.5 sec. OFF	LAST DURATION TEST FAILED. IT FAILED TO MEET DURATION. THE DEVICE IS NOT CURRENTLY RUNNING A NEW TEST. MAINS IS ON
GREEN 1 x FLASH	A DURATION TEST IS PENDING. THE DEVICE IS NOT IN ANY SELF TEST AND SET TO NORMAL MODE

WARRANTY STATEMENT

Ektor products are distributed in Australia and New Zealand by Evolt Pty Ltd (Evolt). The Australian Consumer Law as well as other Australian laws guarantee certain conditions, warranties and undertakings, and give you other legal rights, in relation to the quality and fitness for purpose of Ektor products sold in Australia. In Australia, our goods come with guarantees that cannot be excluded under the Australian Consumer Law. You are entitled to a replacement or refund for a major failure and compensation for any other reasonably foreseeable loss or damage. You are also entitled to have the goods repaired or replaced if the goods fail to be of acceptable quality and the failure does not amount to a major failure. What constitutes a major failure is set out in the Australian Consumer Law. Nothing in this Warranty purports to modify or exclude the conditions, warranties and undertakings, and other legal rights, under the Australian Competition and Consumer Act and other Australian laws. Ektor products are warranted in Australia for a period of 24 months from the date of delivery of the product, provided that the products are properly stored, installed, used and maintained in accordance with the instructions contained within their manual. Products that have been altered in any way or used other than in accordance with their instructions are not covered by this warranty.

This warranty is not transferable and is valid only in the hands of the purchaser of the product. The warranty does not cover Ektor products other than those purchased from Evolt. Proof of purchase must be provided to Evolt with any warranty claim. Evolt recommends that the purchaser attaches their proof of purchase to their product manual. Evolt's total liability under this warranty is limited to the cost of repair or replacement of the faulty product. Evolt may satisfy its obligations under this warranty in full by repair or replacement of a faulty product. This warranty does not apply to consumable items such as lamps or batteries or other items that can be classified as consumable and does not cover removal or re-installation of the product or that product which you believe is defective. For the avoidance of any doubt, any and all warranties or conditions which are not guaranteed under the Australian Competition and Consumer Act or the Australian Competition and Consumer Regulations 2010 and which are not expressly included in this Warranty as additional warranties or conditions are excluded. This Warranty does not cover loss or damage caused by wear and tear, misuse, incorrect installation or operation, failure to clean and maintain, incorrect voltage or non-authorized electrical connections, adverse external conditions (such as power surges and dips, acts of God, exposure to heat, corrosion, insect or vermin infestation), use of non-authorized or defective parts or globes, or to items that have been repaired other than by Evolt or a repairer approved by Evolt.

TECHNICAL SUPPORT AND TROUBLESHOOTING

For further assistance in using this product, consult your nearest wholesaler or Evolt Pty Limited.