

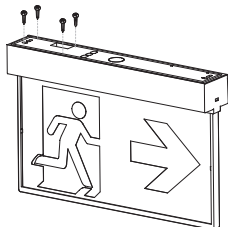
EV-RAZOR-SM-CORE-WB

15196

Remove the product from the box and inspect it for any damage. If you believe the product to be damaged or otherwise unsound, **DO NOT** install the product. Please pack it back into its box and return it to the place of purchase for replacement. If the product is satisfactory, proceed with the installation. Prior to installation, components may require disassembly prior to fitment.

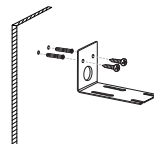
1

Attach the provided screws to the top of the exit sign as shown.
NOTE: Do not tighten. Leave enough gap for the thickness of the wall bracket



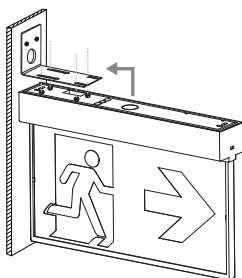
2

Fix bracket to wall using provided mounting screws and wall plug.




3

Attach the exit sign to the wall bracket by sliding into place as shown.



4

Secure the exit sign to the wall bracket by tightening the screws.



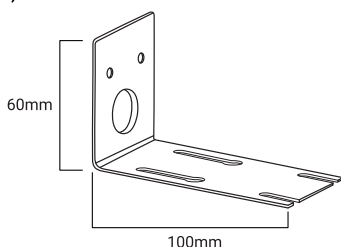
ORDER INFORMATION

Order code
EV-RAZOR-SM-CORE-WB

SKU
15196

Description
Wall Bracket to suit EV-RAZOR-SM-CORE - White

DIMENSIONS (MM)



Material: SPCC
Thickness: 2mm

