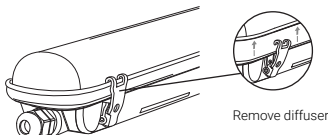


UMBRA CORE IP65 WITH FLEX AND PLUG

Remove the product from the box and inspect it for any damage. If you believe the product to be damaged or otherwise unsound, **DO NOT INSTALL** the product. Please pack it back into its box and return it to the place of purchase for replacement. If the product is satisfactory, proceed with the installation.

PRE-INSTALLATION

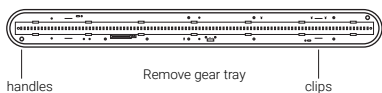
Remove the diffuser by releasing the clips. Put the diffuser to one side.



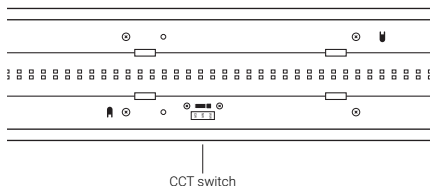
Remove diffuser

MOUNTING

1. Release the clips holding the gear tray in place and remove from fitting using the handles. Cable ties will keep the gear tray attached to fitting which will hang down.



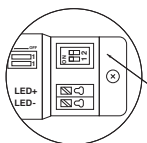
2. Select the light CCT from between 4000K, 5000K and 6500K, utilising the switch located on the front of the gear tray.



CCT switch

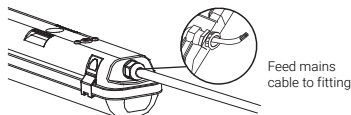
3. Select the required power/ lumen output utilising the DIP switches located on the driver on the back of the gear tray.

1200mm		
POWER	PIN 1	PIN 2
32W	ON	OFF
20W	OFF	OFF



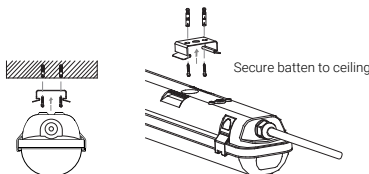
Power Lumen
DIP Switch
on driver

4. Feed mains cable into fitting cable gland. Note: alternative cable gland knock-outs and bung for existing cable gland hole are provided.



Feed mains
cable to fitting

5. To secure the batten to the ceiling, mark hole fixing centres on mounting brackets & drill holes. Insert rawl plugs into holes and fix in desired position. Clip luminaire to mounting brackets to fix light securely to the ceiling (or wall).



Secure batten to ceiling

6. Refit gear tray, taking care that cables do not become trapped or pinched.
7. Once gear tray is secure, install the diffuser onto the fitting by means of the clips. Ensure that the diffuser is securely closed and all clips are tight.
8. Plug into mains supply.



SAFETY WARNINGS

1. This product must only be installed by a licensed electrician.
2. Before commencing installation turn off and isolate the electrical supply.
3. Risk of accidental contact with live parts. Do not energise with product open or disassembled.
4. Supply voltages within product. Isolate supply voltages before opening or servicing.
5. As the installer, it is your responsibility to ensure you comply to all relevant up to date building and safety codes and as/nzs 3000 wiring rules. Refer to application standards for the relevant rules.
6. The light source of this luminaire is not user replaceable; when the light source reaches end of life the whole luminaire shall be replaced.



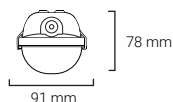
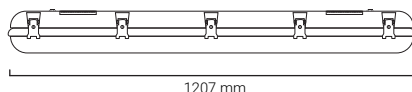
**NOTE: UMBRA CORE
BATTENS ARE NOT
SUITABLE FOR DIMMING**



**WARNING: CAUTION -
RISK OF ELECTRIC SHOCK**



DIMENSIONS



SPECIFICATIONS

Voltage	220 - 240V~	CRI	>80	Lifetime	L70 B10 (12K) >72,000 Hrs
Frequency	50/60Hz	CCT	4000K, 5000K, 6500K	Wiring	Terminal Block
Rated Wattage	9/17W (600mm) 20/32W (1200mm)	IP Rating	IP65	Mounting Type	Surface Mounted
Class	I	IK Rating	IK08		
Working Temp. Range	0 - 40°C	Sdcm	<4		

ORDERING INFORMATION

SKU	Product code	Product number	Description
12131	EV-UMBRA-CORE-IP65-1200-TRI-F&P	9336462121313	Core 1200mm LED Tri CCT Weatherproof Batten F&P
12132	EV-UMBRA-CORE-IP65-1200-EM-TRI-F&P	9336462121320	Core 1200mm LED Emergency Tri-CCT Weatherproof Batten F&P

WARRANTY STATEMENT

Ektor products are distributed in Australia and New Zealand by Evolt Pty Ltd (Evolt). The Australian Consumer Law as well as other Australian laws guarantee certain conditions, warranties and undertakings, and give you other legal rights, in relation to the quality and fitness for purpose of Ektor products sold in Australia. In Australia, our goods come with guarantees that cannot be excluded under the Australian Consumer Law. You are entitled to a replacement or refund for a major failure and compensation for any other reasonably foreseeable loss or damage. You are also entitled to have the goods repaired or replaced if the goods fail to be of acceptable quality and the failure does not amount to a major failure. What constitutes a major failure is set out in the Australian Consumer Law. Nothing in this Warranty purports to modify or exclude the conditions, warranties and undertakings, and other legal rights, under the Australian Competition and Consumer Act and other Australian laws. Ektor products are warranted in Australia for a period of 3 years from the date of delivery of the product, provided that the products are properly stored, installed, used and maintained in accordance with the instructions contained within their manual. Products that have been altered in any way or used other than in accordance with their instructions are not covered by this warranty.

This warranty is not transferable and is valid only in the hands of the purchaser of the product. The warranty does not cover Ektor products other than those purchased from Evolt. Proof of purchase must be provided to Evolt with any warranty claim. Evolt recommends that the purchaser attaches their proof of purchase to their product manual. Evolt's total liability under this warranty is limited to the cost of repair or replacement of the faulty product. Evolt may satisfy its obligations under this warranty in full by repair or replacement of a faulty product. This warranty does not apply to consumable items such as lamps or batteries or other items that can be classified as consumable. For the avoidance of any doubt, any and all warranties or conditions which are not guaranteed under the Australian Competition and Consumer Act or the Australian Competition and Consumer Regulations 2010 and which are not expressly included in this Warranty as additional warranties or conditions are excluded. This Warranty does not cover loss or damage caused by wear and tear, misuse, incorrect installation or operation, failure to clean and maintain, incorrect voltage or non-authorised electrical connections, adverse external conditions (such as power surges and dips, acts of God, exposure to heat, corrosion, insect or vermin infestation), use of non-authorised or defective parts or globes, or to items that have been repaired other than by Evolt or a repairer approved by Evolt.

TECHNICAL SUPPORT AND TROUBLESHOOTING

For further assistance in using this product, consult your nearest wholesaler or Evolt Pty Limited