

EMERGENCY

EXIT SIGNS





EXIT SIGNS

CLASS LEADING EXIT SIGNS

Designed by a local Australian based team of highly specialised engineers, Ektor emergency exits meet and surpass industry standards for quality, energy efficiency, usability and aesthetics.

With a range of different sizes and form factors, there is an exit sign to suit all applications and budgets.



BOXIT
CORE
PROFESSIONAL



MERCURY
CORE
ADVANCED
PROFESSIONAL



RAZOR
CORE
ADVANCED
PROFESSIONAL

DEDICATION TO INNOVATION

Ektor brings an unrivalled enthusiasm for innovation, delivering cutting-edge products that add value to customers: we were the first to use LED exits, introduced the first DALI emergency range, were first to build wireless connectivity on AS62386-104 and delivered the first DALI-2 certified emergency exit.

Crafted with high-quality materials and componentry, our exits deliver maximum luminance, low glare, minimal light reflection, with sophisticated technology solutions Lynk and DALI within the Advanced and Professional ranges.




DALI Certified

Fully compatible and certified to the DALI standards. DALI certification is the best way to reduce risk and ensure compatibility




Lithium batteries

All Ektor exit signs use high-quality environmentally-friendly LiFePO₄ batteries



Excellent luminance

Low reflective signage and low glare fittings with a high-quality finish



Fully compliant

Fully compliant with AS/NZS 2293



THREE VALUE PRODUCT LINES

Choosing the correct line is essential to ensure the requirements of your application are met.

CORE

Reliability and quality features on a budget

6 years design life at max. ambient

5 year warranty

High quality lithium (LiFePO₄) battery

Single and double sided decals

Easy changeable decals

Wall, ceiling, chain and rod mounting

Fully compliant to AS/NZS 2293

ADVANCED

Class leading features, highest reliability and lowest power options

8 years design life at max. ambient

6 year warranty

High quality lithium (LiFePO₄) battery

Single and double sided decals

Easy changeable decals

Wall, ceiling, chain and rod mounting

Fully compliant to AS/NZS 2293

Lynk wireless mesh option

Self-test emergency monitoring

Low power consumption

Power monitoring

DALI certified (DT1)*

PROFESSIONAL

Class leading features, highest reliability and lowest power options

12 years design life at max. ambient

8 year warranty

High quality lithium (LiFePO₄) battery

Single and double sided decals

Easy changeable decals

Wall, ceiling, chain and rod mounting

Fully compliant to AS/NZS 2293

Lynk wireless mesh option

Self-test emergency monitoring

Lowest power consumption

Power monitoring

DALI certified (DT1)

Smart battery charge



RAZOR

Razor emergency exit signs offer a modern, slim solution for architectural settings. With a variety of styles, sizes and mounting options, its quality design ensures maximum luminance while reducing glare, external light reflection and unevenness.



PRODUCT FEATURES

- ✓ Supplied with full set of decals, ensuring quick, easy installation regardless of location
- ✓ Embedded emergency LEDs provide bright, even illumination
- ✓ Lithium battery (LiFePO4), smart charger and long-life electronics for excellent reliability
- ✓ Wired or wireless monitoring and testing via Ektor Lynk and DALI (IEC 62386-202) DT1
- ✓ Optional chain and rod-mounting kits available
- ✓ Customisable options to suit all architectural environments
- ✓ Soft-start charger to reduce building load*
- ✓ Fast emergency switch over (<0.5s) for high-task areas*
- ✓ Self-test (AS2293/IEC62034)*
- ✓ Smart battery charge (Professional only)*



RAZOR



RAZOR FLEX



RAZOR PENDANT



RAZOR SM



RAZOR SWING



RAZOR CUSTOM

	MOUNTING TYPE					VIEWING DISTANCE			PRODUCT VARIANTS		
	Ceiling	Wall	Recessed	Suspended	Rod	16m	24m	40m	Core	Advanced	Professional
Razor	✓	✓	✓	✓	✓	✓	✓		✓	✓	✓
Razor SM	✓	✓		✓	✓		✓		✓		✓
Razor Swing	✓	✓					✓				✓
Razor Flex	✓	✓					✓				✓
Razor Pendant				✓			✓		✓		

MERCURY

Our most popular range of exits, the Mercury range is built to last. Offering a wide selection including dynamic illumination, jumbo size, remote option for low temperature environments, and weather and vandal-proof cases, these exits are suitable for diverse applications.

Find out more



PRODUCT FEATURES

- ✓ Supplied with full set of decals, ensuring quick, easy installation regardless of location
- ✓ Quality LEDs provide bright, even illumination
- ✓ Lithium battery (LiFePO₄), smart charger and long-life electronics for excellent reliability
- ✓ Wired or wireless monitoring and testing via Ektor Lynk and DALI (IEC 62386-202) DT1
- ✓ Mounting selections for various applications, with wall, ceiling and rod-mount kits available
- ✓ Optional IP65 weatherproof, IK11 vandalproof and wireguard cases available
- ✓ Soft-start charger to reduce building load*
- ✓ Fast emergency switch over (<0.5s) for high-task areas*
- ✓ Self-test (AS2293/IEC62034)*
- ✓ Smart battery charge (Professional only)



MERCURY



MERCURY DYNAMIC



MERCURY JUMBO



MERCURY REMOTE



WEATHERPROOF
CASE**



VANDALPROOF
CASE**



WIREGUARD
CASE**

	MOUNTING TYPE					VIEWING DISTANCE			PRODUCT VARIANTS		
	Ceiling	Wall	Recessed	Suspended	Rod	16m	24m	40m	Core	Advanced	Professional
Mercury	✓	✓		✓	✓		✓		✓	✓	✓
Mercury Dynamic	✓	✓		✓	✓		✓			✓	
Mercury Jumbo	✓	✓			✓		✓	✓	✓		✓
Mercury Remote	✓	✓					✓				✓


*Selected models

**Sold as an accessory



BOXIT

A robust range of exits, Boxits are our best option for challenging applications. With ceiling, wall, and rod-mounting options, they offer versatility to complement almost any application.



PRODUCT FEATURES

- ✓ Supplied with full set of decals, ensuring quick, easy installation regardless of location
- ✓ Quality LEDs provide bright, even illumination
- ✓ High quality Lithium battery (LiFePO₄), smart charger and long-life electronics provide excellent reliability
- ✓ Mounting selections for various applications, with ceiling and rod-mount kits available



BOXIT WALL



BOXIT CEILING



BOXIT SLIM



BOXIT IP65

	MOUNTING TYPE					VIEWING DISTANCE			PRODUCT VARIANTS		
	Ceiling	Wall	Recessed	Suspended	Rod	16m	24m	40m	Core	Advanced	Professional
Boxit Core	✓				✓		✓		✓		
Boxit Ceiling	✓			✓	✓		✓		✓		
Boxit Slim		✓		✓			✓		✓		
Boxit IP65		✓					✓				✓

LYNK

WIRELESS CONTROL WITHOUT COMPLICATION OR MESS

Help meet regulatory compliance with **Lynk**, Ektor's wireless test and monitoring solution.

Simple and easy to use, the **Lynk Wireless Solution** reduces the substantial ongoing maintenance and testing costs required for emergency lighting compliance.

THE BEST WIRELESS EMERGENCY SOLUTION

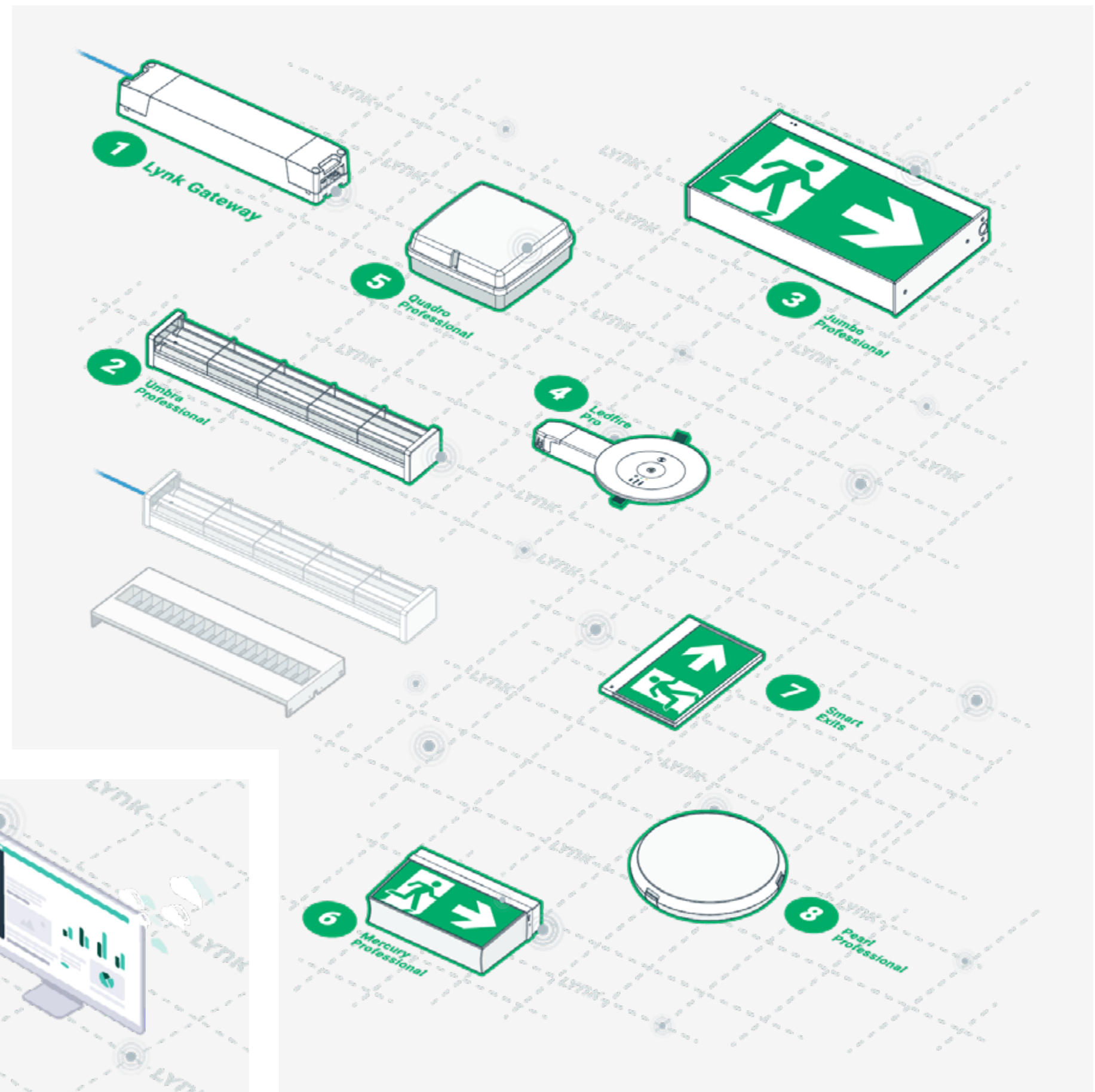
Lynk's sophisticated mesh connectivity exhibits real-time reporting, with expansion capacity across wired and wireless networks.

Behind a simple, easy-to-use interface, a powerful, self-linking, self-healing solution resides. Providing ultra-fast wireless connectivity, **Lynk** has no need for additional cables or wires, making it easy to deploy or retrofit.

WHY LYNK?

- Built on DALI+ technology allowing for open source connectivity
- Easy to install with no additional wires or cables
- Suits any size installation
- Intelligent meshing technology with a powerful, self-linking and self-healing system
- Protected cloud-controlled platform allowing managed multi-user and multi-tenancy access controls
- Real-time reporting with expansion capacity across wired and wireless networks
- Built on IEC62386-104 - the only IEC standard

Watch the video



QUALITY AND RELIABILITY

Ektor emergency products are manufactured in Australian owned and operated factories which are certified and audited to ISO9001:2015.

Quality and reliability are of the highest importance and has been demonstrated to our customers time and again.

DESIGN LIFE

To achieve a high design life, we use high-quality components that will endure under the harshest operating conditions

6

Years
CORE

8

Years
ADVANCED


12

Years
PROFESSIONAL


Ektor's range of emergency exit signs is built to deliver reliability when it counts. Combined with the range of downlights, troffers, and other emergency lighting, Ektor provides a comprehensive solution for all modern lighting applications.



Discover the range



Emergency lighting




Troffers



Battens




Commercial downlights



Highbays



Floodlights



Accessories



Testing

**AUSTRALIA**

sales@evolt.com.au
PO Box 271
Kingsgrove NSW 1480
evolt.com.au

NEW ZEALAND

sales@evolt.co.nz
651A Rosebank Rd, Avondale
Auckland 1026
evolt.co.nz

Due to changes in industry standards and Evolt's policy of continual product development, product specifications are subject to change without notice. Images are for illustrative purpose only. E&OE. For more information, please visit our website.

© Evolt May, 2023

evolt

