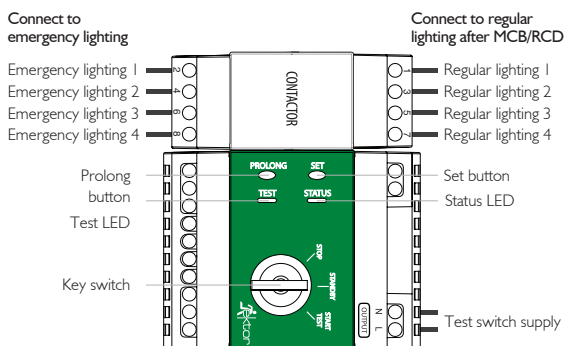


11104 EV-EM-TIMER-BASIC

Remove the product from the box and inspect it for any damage. If you believe the product to be damaged or otherwise unsound, **DO NOT** install the product. Please pack it back into its box and return it to the place of purchase for replacement. If the product is satisfactory, proceed with the installation.

WIRING INSTRUCTIONS

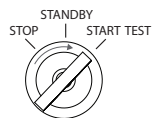


Ensure emergency circuits power fittings are in the same area as the matching regular lighting circuit. Join each emergency circuit neutral to earth lighting circuit neutral separately.

INDICATOR	STATUS	DESCRIPTION
SET	☀ ON ● OFF	Test duration is set on 120 minutes Test duration is set on 90 minutes
PROLONG	☀ ON ● OFF ☀ FLASHING	Prolong enabled Prolong disabled Prolong in progress
STATUS	☀ ON ● OFF ☀ FLASHING	Normal operation No power Emergency condition detected
TEST	☀ ON ● OFF ☀ FLASHING	Test running No test running Test standby timer running (45min)

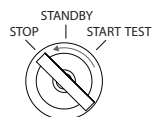
START EMERGENCY TEST

Turning the key to start will initiate for the selected test duration, plus an additional 45 mins to check the status of devices after the set duration has completed.



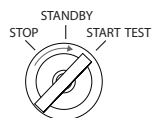
STOP TEST

Turning the key to stop the test will manually end test or prolong mode and return connected devices to normal operation.



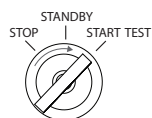
TOGGLE PROLONG

When enabled prolong mode wait 15 mins after power is restored before deactivating emergency lighting. To toggle hold down **prolong** and turn key to start.



TOGGLE TEST DURATION

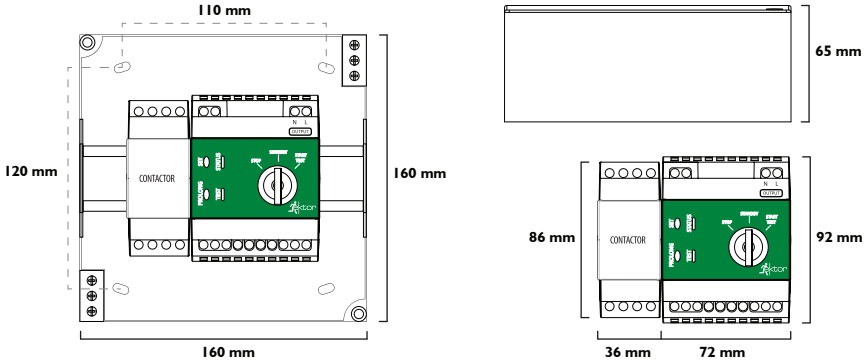
Hold down **set** and turn key to start to toggle between 90 and 120 min tests



SAFETY WARNINGS

1. THIS PRODUCT MUST ONLY BE INSTALLED BY A LICENSED ELECTRICIAN.
2. BEFORE COMMENCING INSTALLATION TURN OFF AND ISOLATE THE ELECTRICAL SUPPLY.
3. RISK OF ACCIDENTAL CONTACT WITH LIVE PARTS. DO NOT ENERGISE WITH PRODUCT OPEN OR DISASSEMBLED.
4. SUPPLY VOLTAGES WITHIN PRODUCT. ISOLATE SUPPLY VOLTAGES BEFORE OPENING OR SERVICING.
5. THERE ARE NO USER SERVICEABLE PARTS. DO NOT ATTEMPT TO SERVICE ANY PARTS OF THE EMERGENCY TEST SWITCH AS THIS WILL VOID THE WARRANTY.
6. AS THE INSTALLER, IT IS YOUR RESPONSIBILITY TO ENSURE YOU COMPLY TO ALL RELEVANT BUILDING AND SAFETY CODES FOR EXAMPLE THE BCA, AS3000. REFER TO APPLICATION STANDARDS FOR THE RELEVANT RULES.

DIMENSIONS



Voltage	220~240V	Relay connection	Screw terminal for 1 to 6mm ² cable
Frequency	50/60Hz	Relay type	4 pole non-latching
Ambient temp.	0 - 50°C	Relay load	16A 240V~ maximum
Total power consumption	2.3W	Supply connection	Screw terminal for 1 to 4mm ² cable
Mounting	Wall / field mount	IP rating	IP20

ORDERING INFORMATION

CODE	DESCRIPTION	PRODUCT NUMBER	CARTON QTY.	WEIGHT (NET/GROSS)
11104	Emergency Test Switch Assembly Basic	9336462111048	4	- Kg / - Kg

WARRANTY STATEMENT

Ekor products are distributed in Australia and New Zealand by Evolt Pty Ltd (Evolv). The Australian Consumer Law as well as other Australian laws guarantee certain conditions, warranties and undertakings, and give you other legal rights, in relation to the quality and fitness for purpose of Ekor products sold in Australia. In Australia, our goods come with guarantees that cannot be excluded under the Australian Consumer Law. You are entitled to a replacement or refund for a major failure and compensation for any other reasonably foreseeable loss or damage. You are also entitled to have the goods repaired or replaced if the goods fail to be of acceptable quality and the failure does not amount to a major failure. What constitutes a major failure is set out in the Australian Consumer Law. Nothing in this Warranty purports to modify or exclude the conditions, warranties and undertakings, and other legal rights, under the Australian Competition and Consumer Act and other Australian laws. Ekor products are warranted in Australia for a period of 12 months from the date of delivery of the product, provided that the products are properly stored, installed, used and maintained in accordance with the instructions contained within their manual. Products that have been altered in any way or used other than in accordance with their instructions are not covered by this warranty.

This warranty is not transferable and is valid only in the hands of the purchaser of the product. The warranty does not cover Ekor products other than those purchased from Evolv. Proof of purchase must be provided to Evolv with any warranty claim. Evolv recommends that the purchaser attaches their proof of purchase to their product manual. Evolv's total liability under this warranty is limited to the cost of repair or replacement of the faulty product. Evolv may satisfy its obligations under this warranty in full by repair or replacement of a faulty product. This warranty does not apply to consumable items such as lamps or batteries or other items that can be classified as consumable. For the avoidance of any doubt, any and all warranties or conditions which are not guaranteed under the Australian Competition and Consumer Act or the Australian Competition and Consumer Regulations 2010 and which are not expressly included in this Warranty as additional warranties or conditions are excluded. This Warranty does not cover loss or damage caused by wear and tear, misuse, incorrect installation or operation, failure to clean and maintain, incorrect voltage or non-authorized electrical connections, adverse external conditions (such as power surges and dips, acts of God, exposure to heat, corrosion, insect or vermin infestation), use of non-authorized or defective parts or globes, or to items that have been repaired other than by Evolv or a repairer approved by Evolv.

TECHNICAL SUPPORT AND TROUBLESHOOTING

For further assistance in using this product, consult your nearest wholesaler or Evolv Pty Limited.

The leaflet is subject to change without notice

11104 EV-EM-TIMER-BASIC

Last Updated: 16.December 2016 609979_V1.0